

# **Skipton and Ripon Area Constituency Committee**

## **Economic Development Presentation**

**David Smurthwaite  
Strategic Manager, Planning and Regeneration  
Craven District Council**

# Introduction

- Health Check for Skipton and Ripon Area
- Challenges and opportunities
- Key projects
- Who does what in Economic Development

# Potted Economic History

## Ripon area

Agriculture

Fertile lowlands

Food

Related engineering

Quality Foods

**RIPON**  
farm services

FARMISON & CO  
eat better meat®

TRUE*foods*®

## Craven Area

Agriculture

Aire Gap

Wool

Financial Service

Manufacturing

SKIPTON  
BUILDING SOCIETY  
Since 1853

**BURBERRY**  
LONDON ENGLAND

Scapa  
Healthcare

# Growth Sectors

Top 5 UK growth sectors

- Arts, Entertainment And Recreation
- Administrative And Support Service Activities
- Professional, Scientific And Technical Activities
- Human Health And Social Work Activities
- Construction



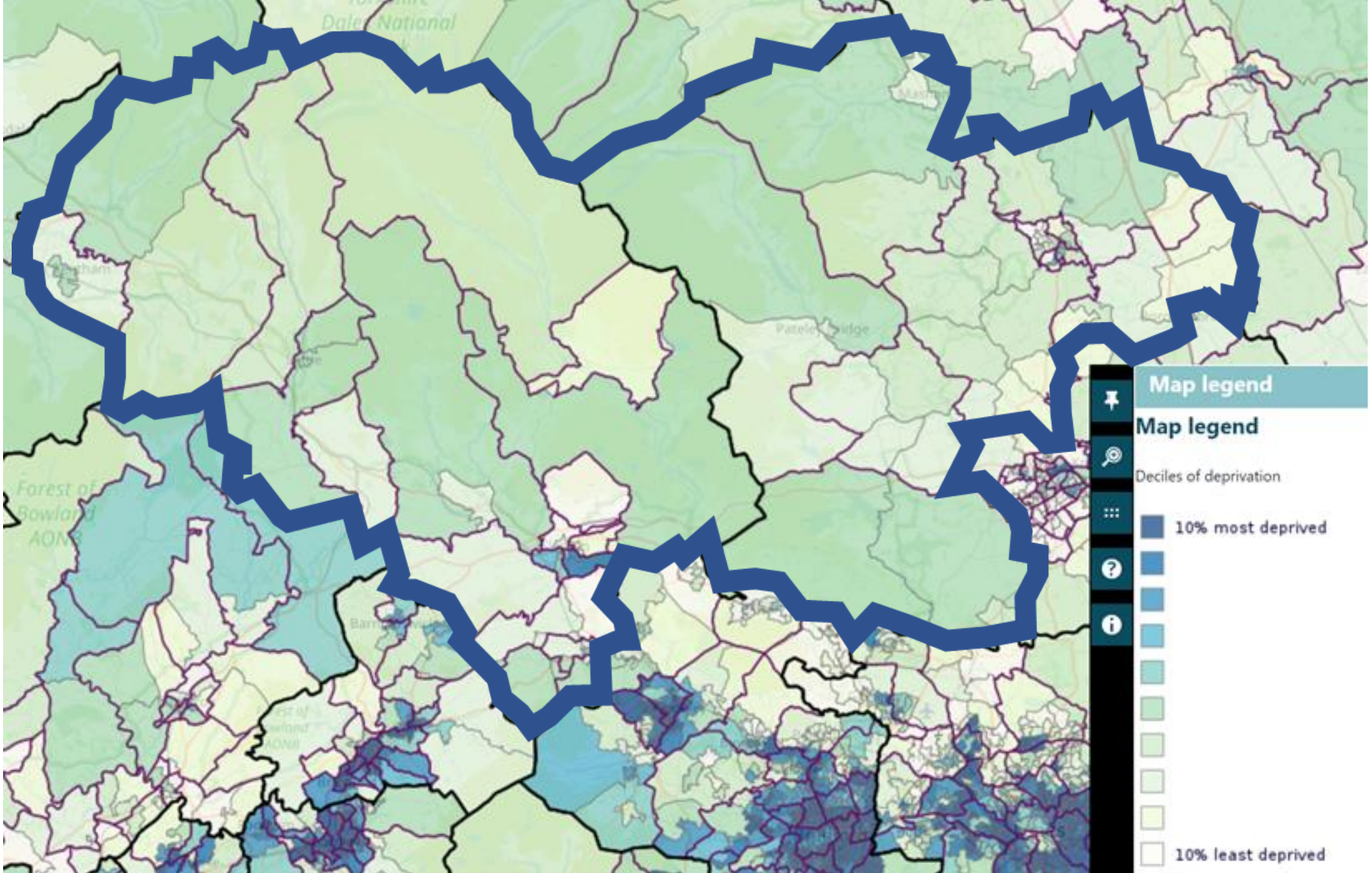
# Business Size

	Skipton and Ripon	Craven		Ripon	
Total	6,460	3,485	53.9%	2,975	46.1%
Micro (0 to 9)	5,845	3130	53.6%	2,715	46.4%
Small (10 to 49)	520	295	56.7%	225	43.3%
Medium-sized (50 to 249)	80	50	62.5%	30	37.5%
Large (250+)	15	10	66.7%	5	33.3%
1000+	5	5		0	

# Productivity

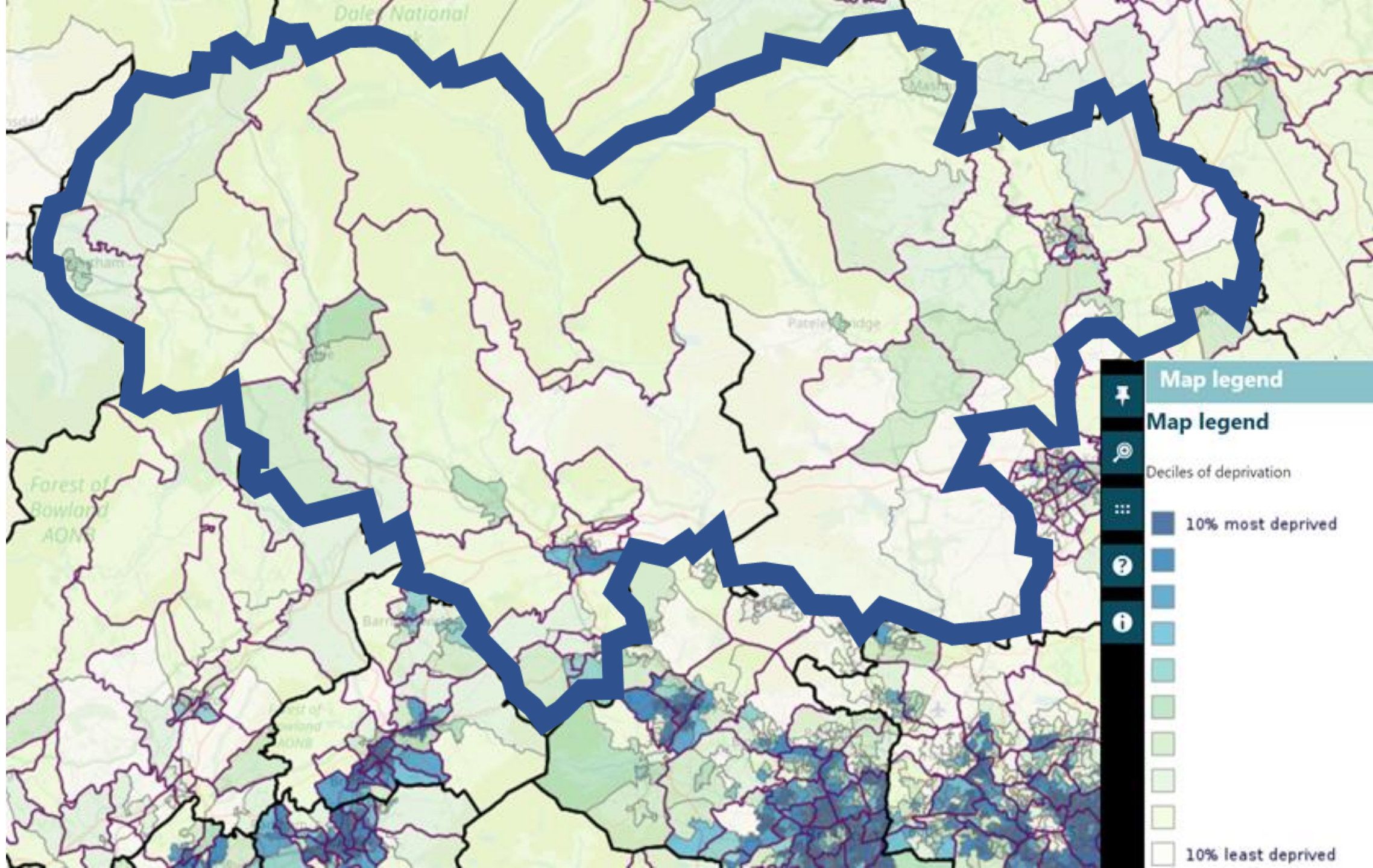
	2004	2020	2004 to 2020 change
Craven	77.1	76.9	-0.19
Hambleton	94.4	93.5	-0.87
Harrogate	92.3	90.0	-2.28
Richmondshire	79.4	70.7	-8.64
Ryedale	68.0	89.8	21.81
Scarborough	83.6	74.2	-9.40
Selby	126.8	96.7	-30.12

# Multiple Deprivation



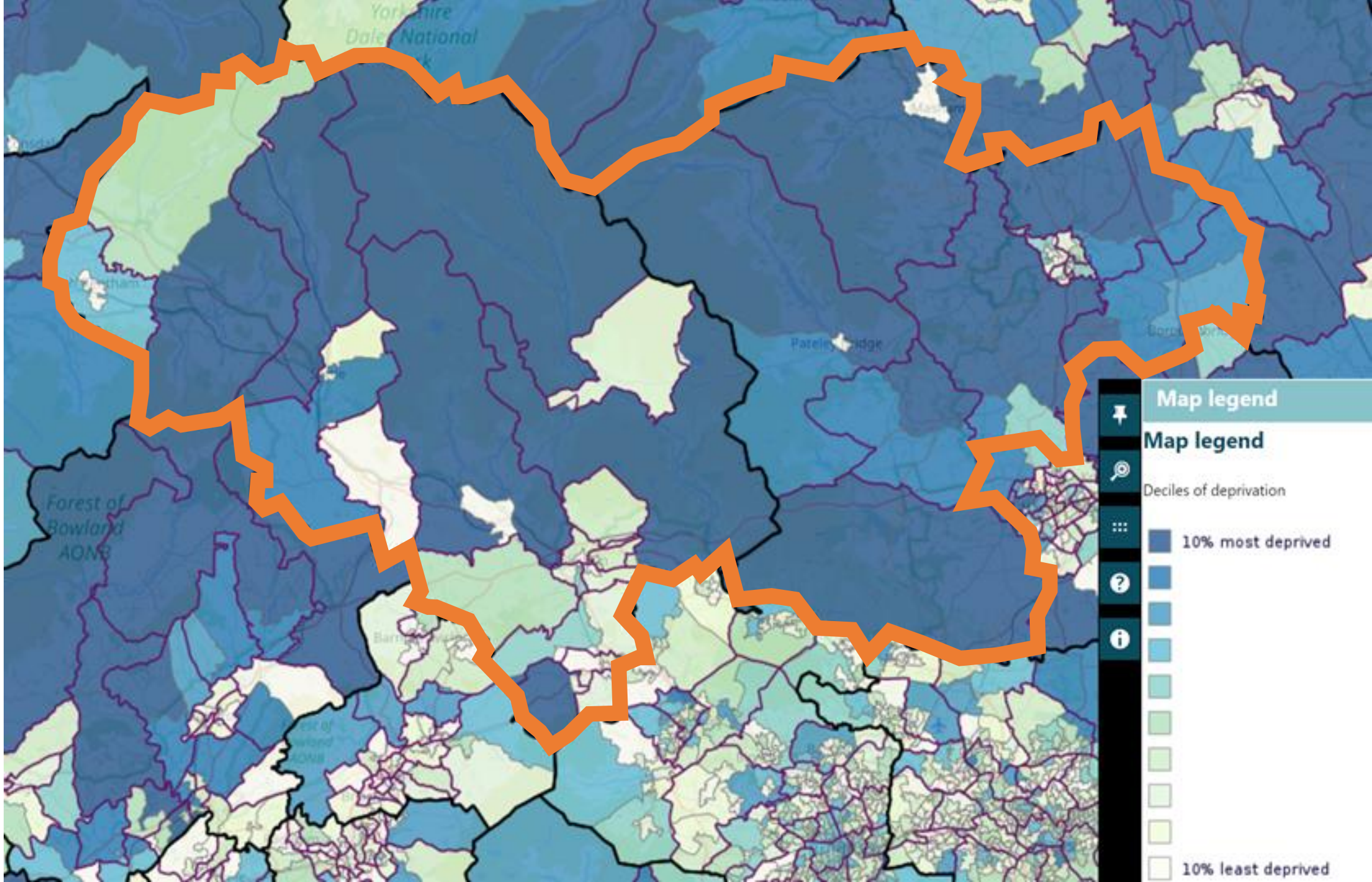


# Income Deprivation





# Access to Housing and Services



# Economic Activity

	Skipton & Ripon (Numbers)	Skipton & Ripon (%)	Yorkshire & Humber (%)	Great Britain (%)
<b>All People</b>				
<b>Economically Active</b>	45,400	76.5	77.4	78.4
<b>In Employment</b>	45,200	76.1	73.9	74.8
<b>Employees</b>	35,000	61.5	65.5	65.3
<b>Self Employed</b>	9,400	14.0	8.2	9.3
<b>Unemployed</b>	!	!	4.5	4.4

# Job Density

Year	Skipton and Ripon	Craven	Ripon	North Yorkshire
2017	1.06	1.15	0.92	0.95
2018	1.10	1.20	0.94	0.96
2019	1.05	1.10	0.98	0.94
2020	1.04	1.12	0.91	0.89

# Claimant Count

Area	Claimant count	Claimants
		Proportion of residents
Craven	505	1.5
Ripon	405	1.7
Skipton and Ripon	910	1.6
North Yorkshire	7,310	2.0
United Kingdom	1,563,350	3.7



# Population

	0 – 17 years	18-64 years	65 + years
Skipton and Ripon	18%	55%	27%
United Kingdom	21%	60%	19%

Town	Town Population	Labour market 10 mile radius
Ripon	16,702	89,000
Skipton	14,623	277,000

# Qualifications

	Skipton And Ripon	Craven	Ripon	Skipton And Ripon	Yorkshire And Humber	Great Britain
	(Level)	(%)	(%)	(%)	(%)	(%)
NVQ4 And Above	25,500	55.6	34.1	47.1	38	43.5
NVQ3 And Above	37,400	69.3	68.2	68.9	58.2	61.5
NVQ2 And Above	45,600	84.9	82.8	84.1	76.4	78.2
NVQ1 And Above	51,800	95.8	95.1	95.5	86.5	87.6
Other Qualifications	!	!	5.7	5.9		
No Qualifications	#	#	7.8	6.6		

# Earnings - Full time workers - weekly pay

	Skipton And Ripon	Yorkshire And The Humber	Great Britain
Earnings by place of work (2021)	£561	£564	£613
Earnings by place of residence (2021)	£574	£569	£613

# House Prices

• Craven	£262k
• Skipton	£257k
• Harrogate BC	£280k
• Ripon	£250k
• North Yorkshire	£227k

House prices - Semi detached house, 2021



# Tourism

	Total Trips			Total Nights			Total Spend		
	2013-15	2017-19	Change	2013-15	2017-19	Change	2013-15	2017-19	Change
	thousands		%	thousands		%	£millions		%
<i>England</i>	<i>99028</i>	<i>99030</i>	<i>0%</i>	<i>289850</i>	<i>295168</i>	<i>-2%</i>	<i>18788</i>	<i>19281</i>	<i>3%</i>
North									
Yorkshire	4793	4869	<u>2%</u>	14661	14762	<u>-1%</u>	1021	914	<u>-10%</u>
Harrogate	709	601	<u>-15%</u>	1904	1816	<u>5%</u>	141	105	<u>-26%</u>
Craven	363	560	<u>54%</u>	1156	1494	<u>-29%</u>	69	80	<u>16%</u>

# Tourism

	Holiday Trips			Holiday Nights			Holiday Spend		
	2013-15	2017-19	Change	2013-15	2017-19	Change	2013-15	2017-19	Change
	thousands		%	thousands		%	£millions		%
<i>England</i>	<i>43127</i>	<i>46294</i>	<i>7%</i>	<i>144492</i>	<i>152084</i>	<i>5%</i>	<i>10411</i>	<i>11035</i>	<i>6%</i>
North									
Yorkshire	3321	3250	-2%	10836	10466	-3%	779	699	-10%
Harrogate	410	384	-6%	1143	1251	9%	94	79	-16%
Craven	290	296	2%	996	884	-11%	61	56	-8%

# Town Centres

## Ripon Health Check

“For a small city centre the lack of integration and connectivity of assets, lack of promotion, information and routing to all components is a weakness. The surrounding workforce are not visible in the city centre. There are many assets to build on, and a need to focus on optimising the customer, user experience.”

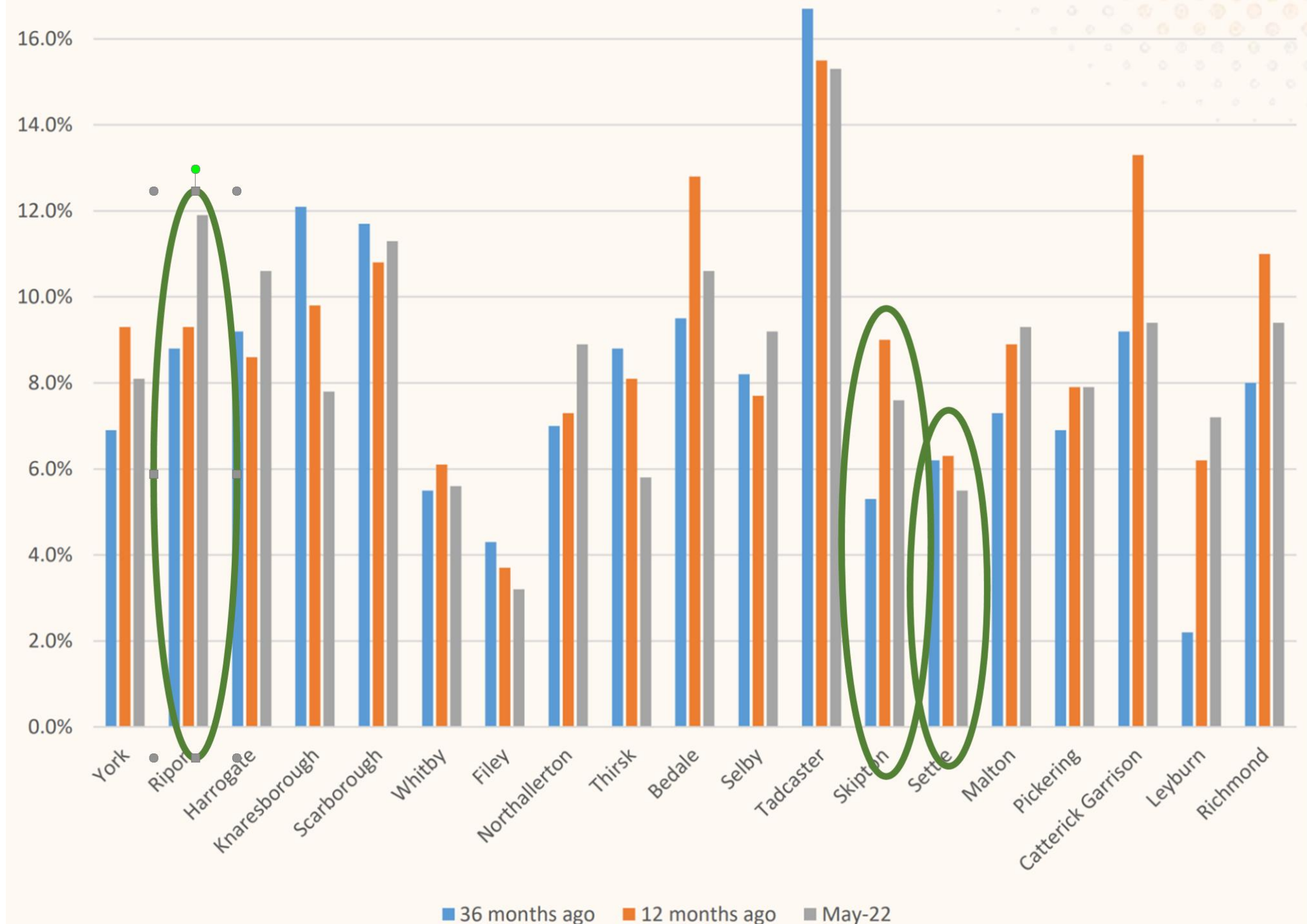
## Same Formula

- Build on your strengths – built heritage
- Focus on the visitor experience – car parks to culture
- Promotion locally and regionally
- Increase footfall from residents, workers and visitors

## Challenges

- Competition from towns and on-line
- Empty units creating blight
- Loss of wider uses

# Town Centres Vacancy Rates





# Summary 1

- Low productivity
- Low workplace wages
- Low economic activity rates due to early retirement
- Declining working age population
- Relatively high house prices/poor affordability
- Too high a reliance on micro economy
- Tourism underperforming becoming day trip reliant
- Not strong in growth sectors
- Car dominated town centres
- Large rural hinterland undergoing change

**BUT**

OFFICIAL

# Summary 2

- Strong economic base with significant businesses
- Strong communication links – access to A1 or into West Yorkshire and East Lancashire
- Good education attainment
- Low levels of unemployment
- Low levels of deprivation
- Attractive towns and villages
- Envidable visitor economy/heritage assets – Ripon Cathedral, Bolton Abbey, Fountains Abbey,, Lightwater Valley, Three Peaks

# The Challenge?

- Need to attract and retain younger, well educated people
- Need our towns and villages to be revitalised
- Need a lifestyle that is aspirational
- Need to attract and nurture high productivity sectors

# Significant Projects and Opportunities

**Recently Completed** Skipton Town Hall  
Langcliffe Business Units 1

**Current Projects** Skipton HAZ  
Craven Arts House  
Great Place Lakes and Dales  
Skipton Transforming Cities  
Engine Shed Lane Link Road  
Engine Shed Lane Depot

**Future Projects** Ripon Barracks  
Ripon Master Plan  
Skipton Triangle  
Langcliffe Business Units 2



# **Local Government Reorganisation**

## **Who does what in economic development**

**York and North Yorkshire Local Enterprise Partnership/Mayoral Combined Authority**

- Develop strategies
- Develop funding programmes
- Some direct delivery – Business Hub

### **North Yorkshire Council**

- ‘The most local’ large Council
- Plans based principal towns and their hinterlands
- Develop and deliver projects
- All the elements for economic development and wider place making

# Local Government Reorganisation Focus

- There is already a good track record of joint working across NY
- Strong focus in the Economic Development workstream on the day 1 'safe and legal' – it's about business continuity – support to businesses and delivery of projects
- New funding streams - Devolution Deal and Shared Prosperity Fund
- Starting work on a new Economic Development Strategy to shape long term future inc. funding streams such as the Devolution Deal



# Project Pipeline

Need – Ideas – Outline Project – Funding Bid – Detailed Design - Procurement – Project Delivery

## Key Steps:

- Current project delivery
- Initial ideas in readiness for current – Shared Prosperity Fund and Devolution
- Town Investment Plans
- Project development – dedicated officer time and budget